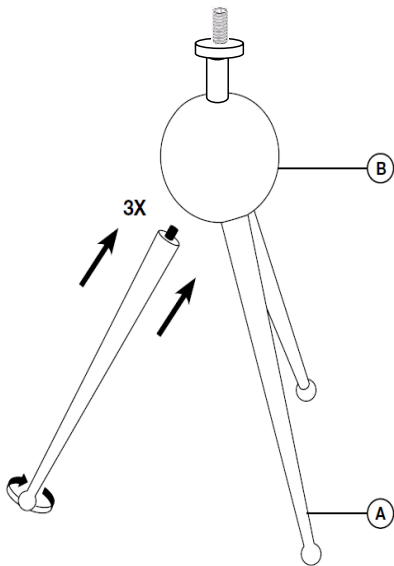
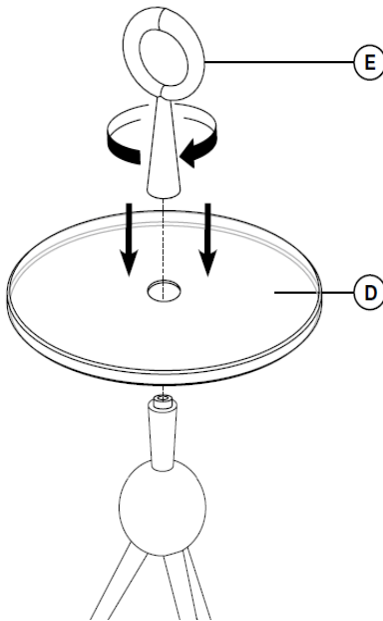
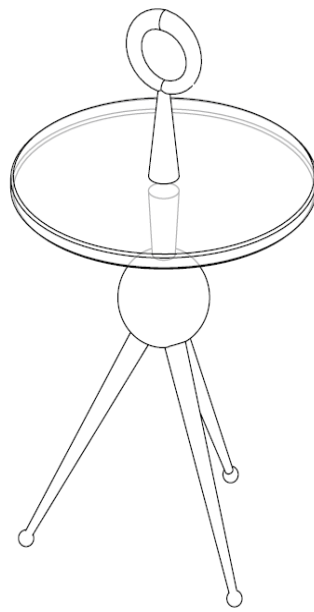



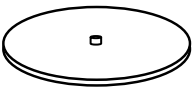



Side Table Ontario 300

1	Assemble 3pcs Legs	2	Put on Glass and swivel handles tightly.	3	Assemble version				
									
Spareparts		A 3pc Legs		B*1PC		D*1PC		E*1PC Handle	
									
Remark: Don't Tighten any screws until item is fully assembled!									