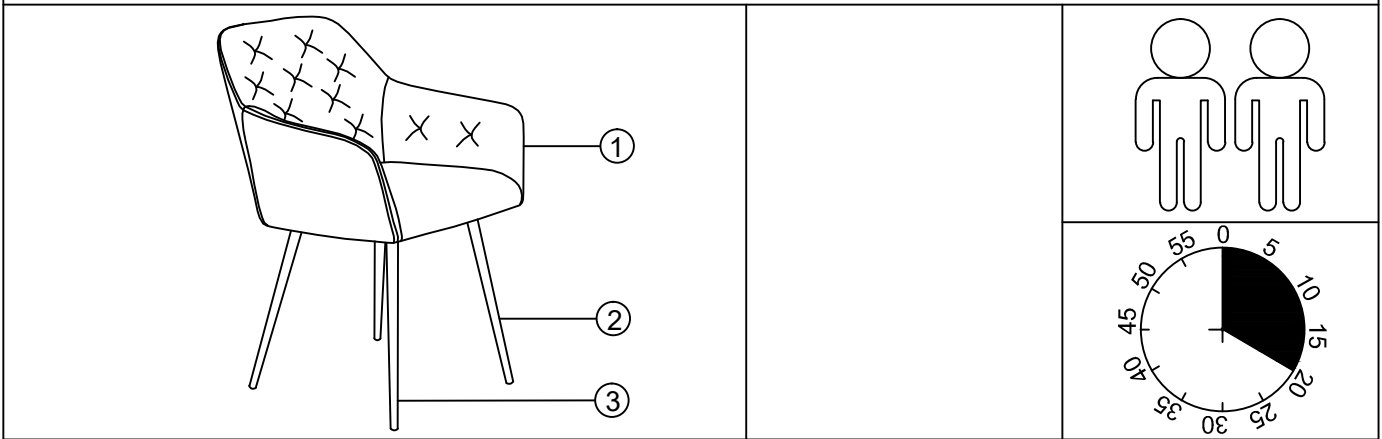


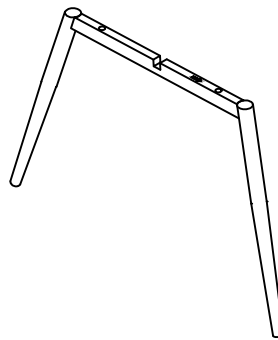
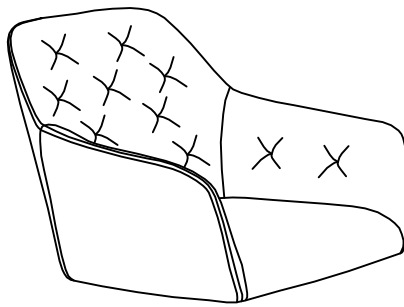
Tina 1



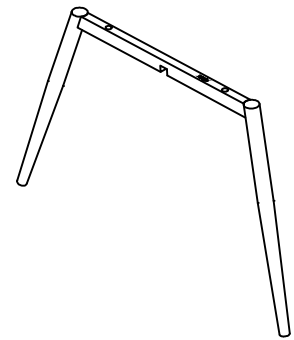
1

2

3

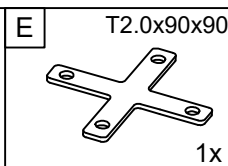
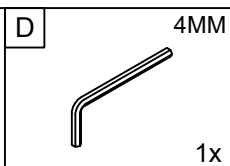
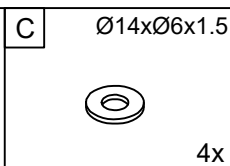
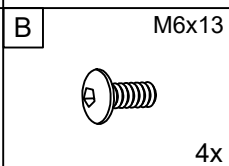
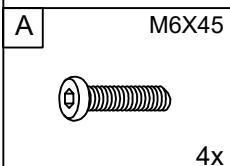
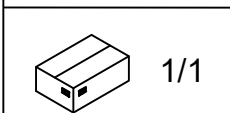


R



L

1	1 x
2	1 x
3	1 x



I.

1

3 → L

1 →

D

A

C

A	M6x45
	2x
C	Ø14xØ6x1.5
	2x
D	4MM
	1x
75%	

2

2 → R

D

A

C

A	M6x45
	2x
C	Ø14xØ6x1.5
	2x
D	4MM
	1x
75%	

3

D

B

E

B	M6x13
	4x
D	4MM
	1x
E	T2.0x90x90
	1x
75%	

4

D

4MM

1x

100%	
------	--

LE TRI + FACILE

Séparez les éléments avant de trier