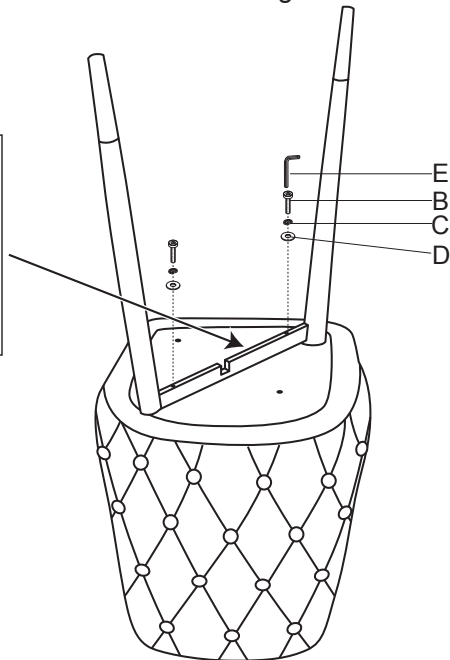


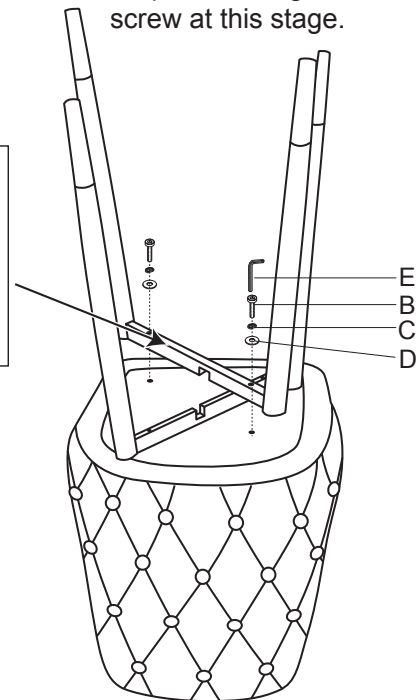
1

Step 1 : 50% tighten screw at this stage.




2

Step 2 : 50% tighten screw at this stage.




3

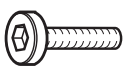
Step 3 : After all parts are in right position, then 100% tighten up all screws before using.



4

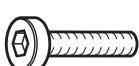


A



x4

B



x4

C



x4

D



x4

E



x1