



ASSEMBLY INSTRUCTION



COMPONENTS

A x1



B1 x1



B2 x1



C x1



D x1



E x1



M6

F x4



25mm

G x4

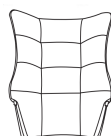


20mm

H x2



I x1



J x2



K x2



L x2

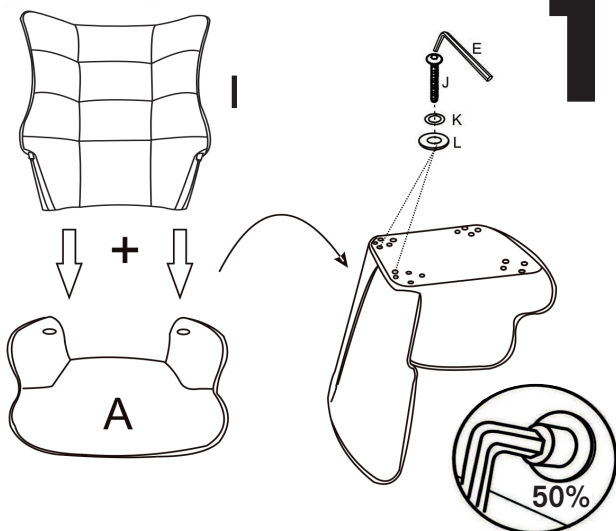




J x2

K x2

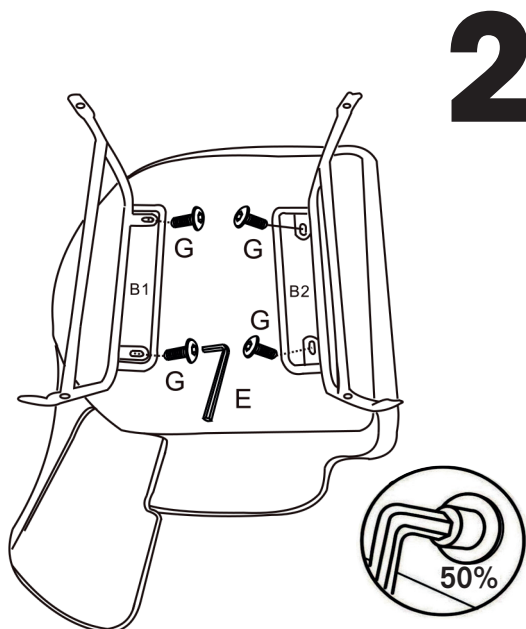
L x2



G x4



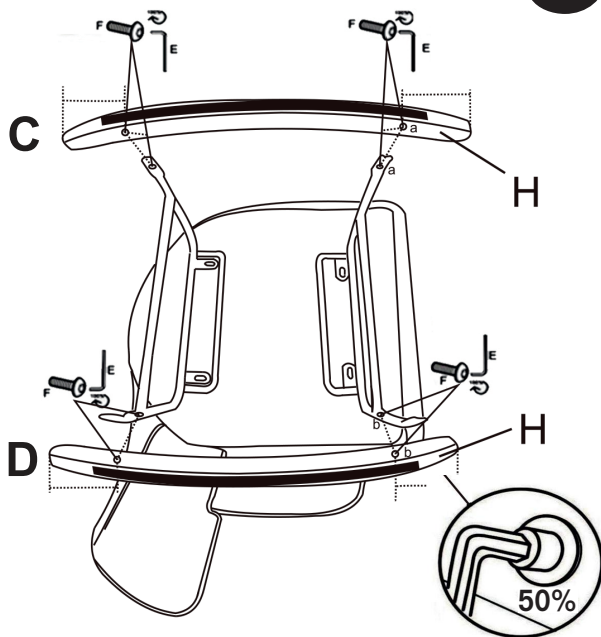
**DON'T TIGHTEN THE
SCREWS 100%,
TIGHTEN THEM 50%
FIRST**



3

F x4

H x2



4

**TIGHTEN ALL
SCREWS 100%
AFTER WHOLE
CHAIR IS ASSEMBLED**

